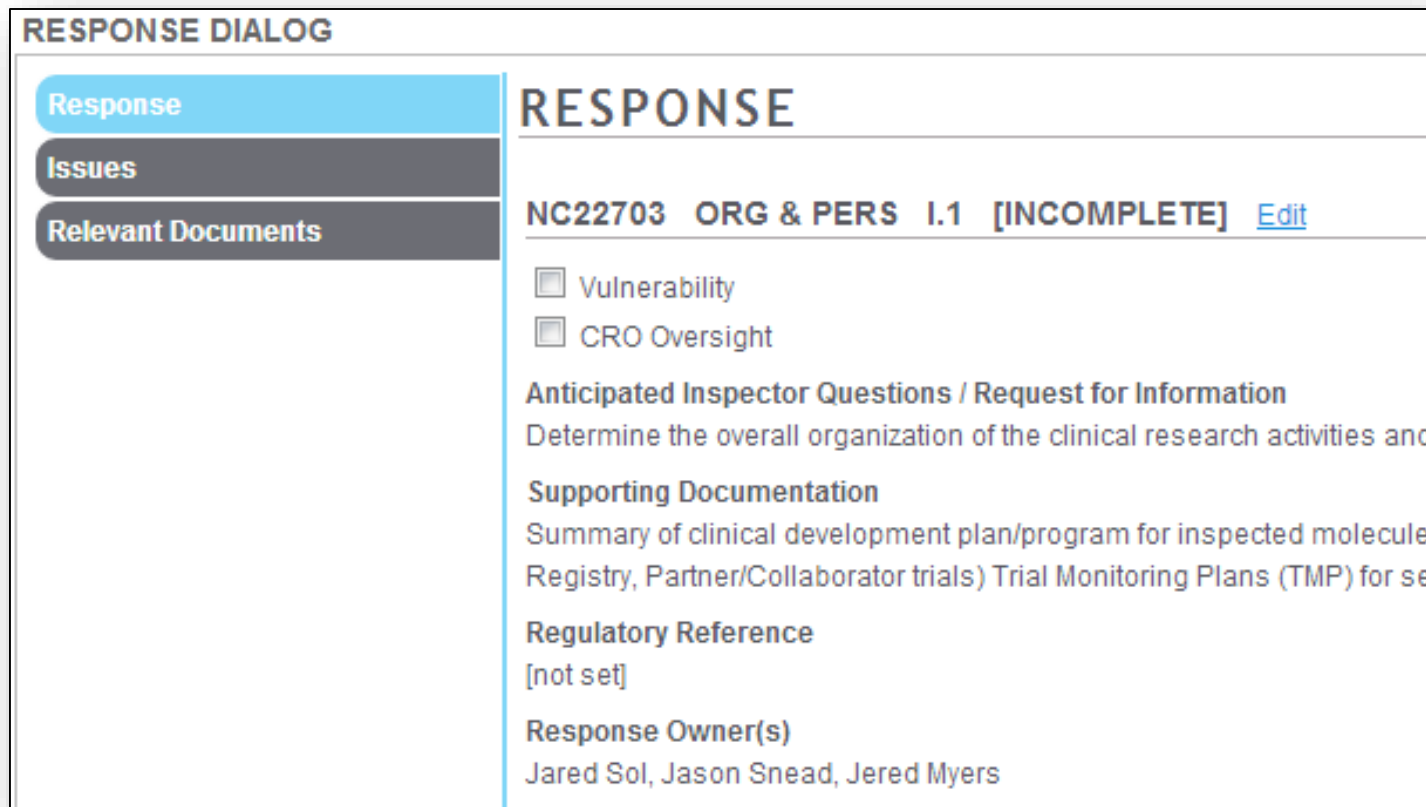


Response Dialog Menu Indicate CRO Oversight

This reference guide is an overview of how to **Indicate CRO Oversight** within the **Response Dialog** menu. These areas are covered within this document:

- ✔ Indicate CRO Oversight



RESPONSE DIALOG

Response (selected)
Issues
Relevant Documents

RESPONSE

NC22703 ORG & PERS I.1 [INCOMPLETE] [Edit](#)

Vulnerability
 CRO Oversight

Anticipated Inspector Questions / Request for Information
Determine the overall organization of the clinical research activities and

Supporting Documentation
Summary of clinical development plan/program for inspected molecule
Registry, Partner/Collaborator trials) Trial Monitoring Plans (TMP) for se

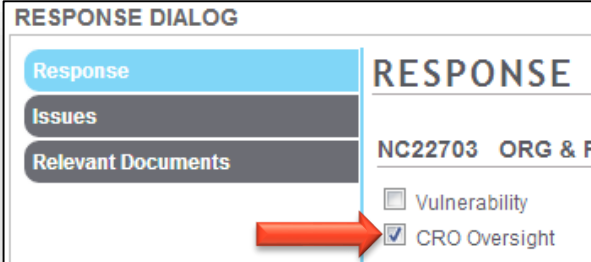
Regulatory Reference
[not set]

Response Owner(s)
Jared Sol, Jason Snead, Jered Myers

Indicate CRO Oversight

Indicate CRO Oversight

1. Select **CRO Oversight** (if appropriate).



RESPONSE DIALOG

Response Issues Relevant Documents

RESPONSE

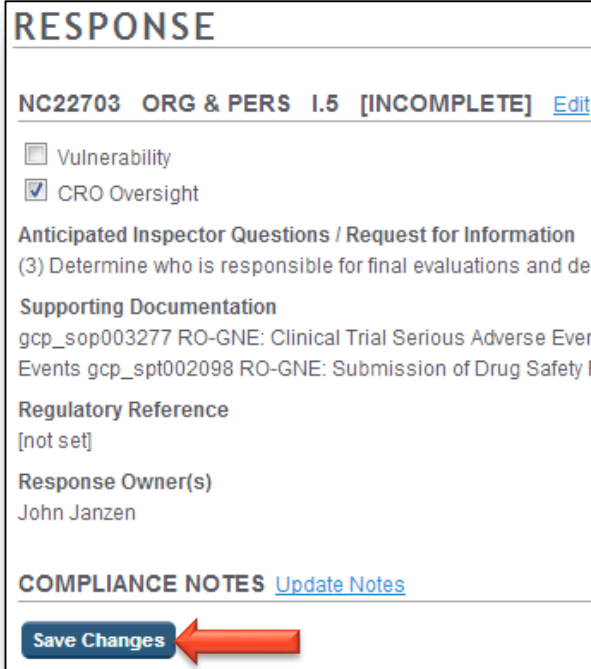
NC22703 ORG & PE

Vulnerability

CRO Oversight

An orange arrow points to the 'CRO Oversight' checkbox.

2. Click **Save Changes**.



RESPONSE

NC22703 ORG & PERS 1.5 [INCOMPLETE] [Edit](#)

Vulnerability

CRO Oversight

Anticipated Inspector Questions / Request for Information
(3) Determine who is responsible for final evaluations and dec

Supporting Documentation
gcp_sop003277 RO-GNE: Clinical Trial Serious Adverse Event
Events gcp_spt002098 RO-GNE: Submission of Drug Safety R

Regulatory Reference
[not set]

Response Owner(s)
John Janzen

COMPLIANCE NOTES [Update Notes](#)

Save Changes

An orange arrow points to the 'Save Changes' button.